



Queen Margaret University

16/09/2014. 09

HE

15/09/2014



The Code: one year into implementationseenga13.3(c)4]T6 nag--1(tt 4(c)4]TJ t 4(ut 4(c)4]TJ 14(a13.4(-1)5.e)).002 5-0.n /)-1(33[]4(eep)23.6

Summary of internal audit findings: Code compliance

In the table opposite we have provided a summary of the Main Principles within the Code and the University's current governance arrangements in relation to each. The table is shaded to indicate potential areas of focus for management as it further implements the requirements of the Code over 2014-15.

Key



 C149
 C150
 C151

Main Principles	Summary description	Current governance arrangements
C149	E 1. The University's current governance arrangements do not fully meet the requirements of the Code.	The University's current governance arrangements do not fully meet the requirements of the Code. The University's current governance arrangements do not fully meet the requirements of the Code. The University's current governance arrangements do not fully meet the requirements of the Code.
L 149 C150	The University's current governance arrangements do not fully meet the requirements of the Code.	The University's current governance arrangements do not fully meet the requirements of the Code. The University's current governance arrangements do not fully meet the requirements of the Code. The University's current governance arrangements do not fully meet the requirements of the Code.
C151	The University's current governance arrangements do not fully meet the requirements of the Code.	The University's current governance arrangements do not fully meet the requirements of the Code. The University's current governance arrangements do not fully meet the requirements of the Code. The University's current governance arrangements do not fully meet the requirements of the Code.

Recommendation one

Summary of internal audit findings: Code compliance (H)

Main Principles	Summary description	Current




App

Objective, scope and approach

1 2014-

15 2014

15 2014 3(p



Classification of internal audit findings (in \$ million)

Classification	Internal Audit Findings	Value	Value	Value
Material	Internal Audit Findings	\$25,000 to \$100,000	\$100,000	\$100,000
	Internal Audit Findings	\$100,000 to \$250,000	\$250,000	\$250,000
Low	Internal Audit Findings	\$25,000	\$25,000	\$25,000
	Internal Audit Findings	\$25,000	\$25,000	\$25,000

